




Bathtub - IMO

Showerhead - polished chrome

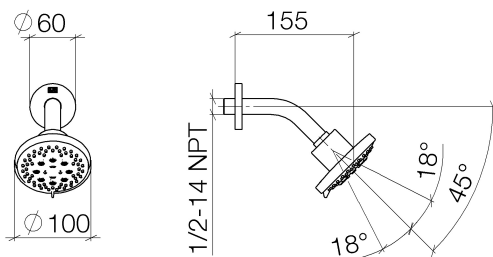
Article number: 28 505 979-00 0010

- 6-1/8" Projection
- swivels 18°
- 3 individual sprays (standard, soft, massage) + 2 combinations (standard+soft, soft+massage)
- Descaling system
- Ø 3-7/8"
- Flange diameter 2-3/8"
- 1/2" connection
- Water flow rate limited to max. 1.8 gpm



polished chrome

Dimensional drawing

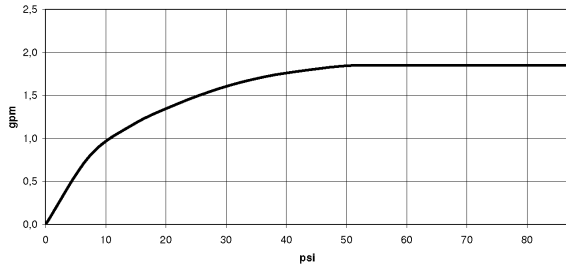


All dimensions in mm / inch = mm x 0,0394



Bathtub - IMO
Showerhead - polished chrome
Article number: 28 505 979-00 0010

Flow rate chart





Bathtub - IMO
Showerhead - polished chrome
Article number: 28 505 979-00 0010

Other surface finishes




platinum matte
28 505 979-06 0010




platinum
28 505 979-08 0010



Dark Brass matte
28 505 979-16 0010




Dark Bronze matte
28 505 979-17 0010



black matte
28 505 979-33 0010



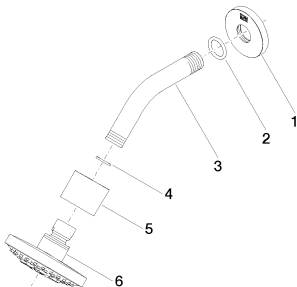
Cyprum
28 505 979-49 0010



Dark Platinum matte
28 505 979-99 0010

More custom finish options are available via special production (xTra Service). Please see our finish matrix for availability and pricing or contact a Dornbracht representative.

Spare parts list



Number	Item Number	Designation	Number of units
--------	-------------	-------------	-----------------